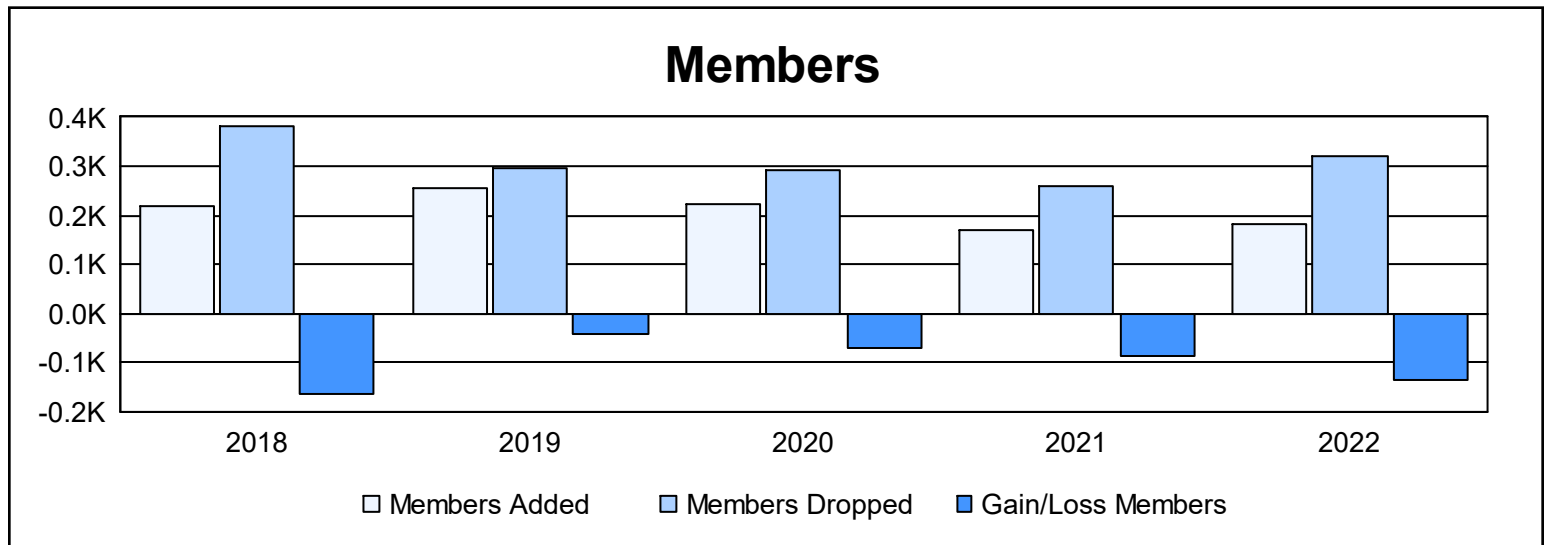
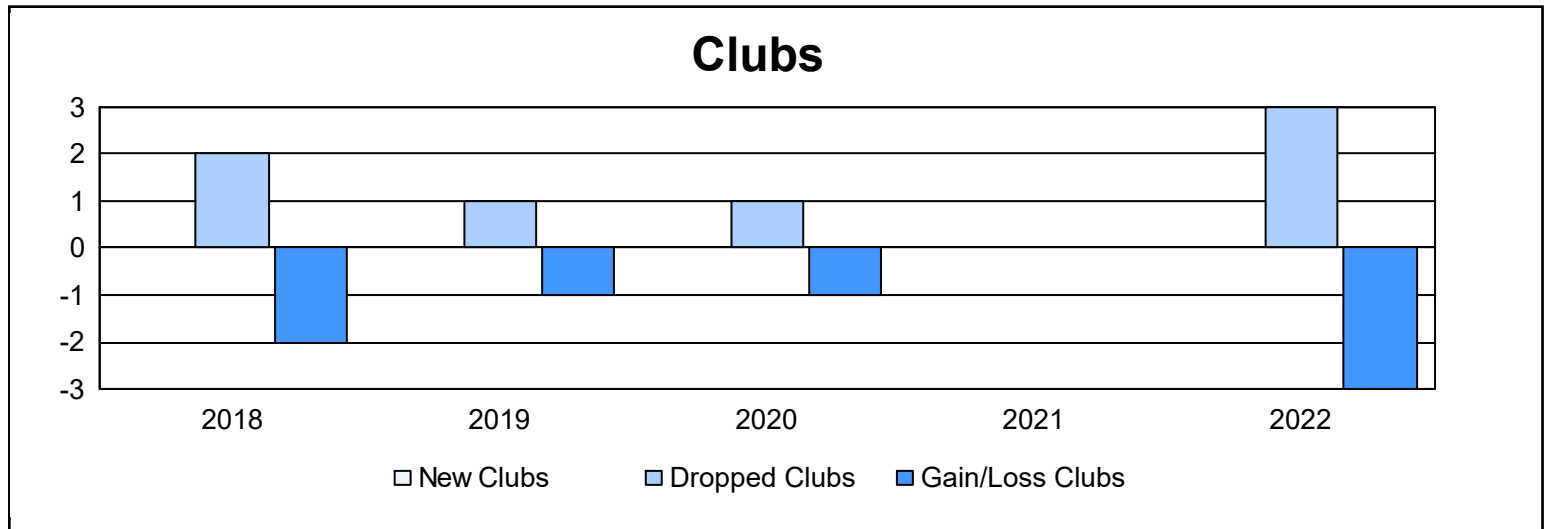
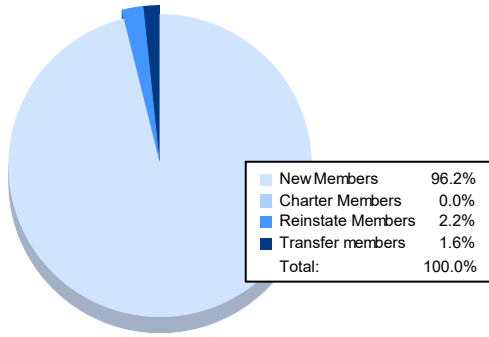


| Year | New Clubs | Dropped Clubs | Gain/ Loss Clubs | New Members | Charter Members | Reinstate Members | Transfer Members | Total Member Added | Total Members Dropped | Gain/ Loss Members |
|----------------|-----------|---------------|------------------|-------------|-----------------|-------------------|------------------|--------------------|-----------------------|--------------------|
| 2017-2018 | 0 | 2 | -2 | 193 | 0 | 7 | 17 | 217 | 380 | -163 |
| 2018-2019 | 0 | 1 | -1 | 243 | 0 | 1 | 11 | 255 | 296 | -41 |
| 2019-2020 | 0 | 1 | -1 | 215 | 0 | 2 | 4 | 221 | 291 | -70 |
| 2020-2021 | 0 | 0 | 0 | 162 | 0 | 4 | 5 | 171 | 258 | -87 |
| 2021-2022 | 0 | 3 | -3 | 176 | 0 | 4 | 3 | 183 | 319 | -136 |
| Average | 0 | 1 | -1 | 198 | 0 | 4 | 8 | 209 | 309 | -99 |



Membership Composition June 2022 Cumulative



Gender Composition June 2022 Cumulative

